

SC Annual School District Report Card Summary

Horry School District
 Grades: PK-12 Enrollment: 37,199
 Superintendent: Dr. Cynthia Elsberry
 Board Chair: Will Garland

PERFORMANCE

Comprehensive detail, including definitions of ratings, performance criteria, and explanations of status, is available on www.ed.sc.gov and www.eoc.sc.gov as well as school and school district websites. Printed versions are available from school districts upon request.

YEAR	ABSOLUTE RATING	GROWTH RATING	PALMETTO GOLD/SILVER AWARD	AYP STATUS	NCLB IMPROVEMENT STATUS
2008	Average	Average	N/A	Not Met	NI
2007	Average	Below Average	N/A	Not Met	N/A
2006	Average	Below Average	N/A	Not Met	N/A

ABSOLUTE RATINGS OF DISTRICTS WITH STUDENTS LIKE OURS*

EXCELLENT	GOOD	AVERAGE	BELOW AVERAGE	AT-RISK
0	1	15	3	0

* Ratings are calculated with data available by 02/17/2009. Districts with Students like Ours are Districts with poverty indices of no more than 5% above or below the index for this district.

PACT

PACT	2008 Reading	2008 Math	2008 Science	2008 Social Studies
	% Basic and above	% Basic and above	% Basic and above	% Basic and above
District	81.6%	81.9%	71.4%	76.5%
Districts with Students Like Ours**	77.7%	77.9%	68.7%	72.4%
Average District	76.0%	76.0%	67.4%	71.3%

PACT	2008 Reading	2008 Math	2008 Science	2008 Social Studies
	% Proficient & Advanced	% Proficient & Advanced	% Proficient & Advanced	% Proficient & Advanced
District	46.2%	45.7%	41.5%	41.6%
Districts with Students Like Ours**	39.5%	37.5%	37.5%	35.6%
Average District	37.6%	35.1%	36.4%	34.7%

HSAP

HSAP: 2nd Year Students	Passed 2 Subtests (%)	Passed 1 Subtests (%)	Passed No Subtests (%)
District	83.5%	9.4%	7.0%
Districts with Students Like Ours**	81.8%	9.9%	8.3%

HSAP Passage Rate by Spring 2008 (%)

District	94.8%
Districts with Students Like Ours**	94.2%

End of Course Test Passage Rate (%)

District	74.8%
Districts with Students Like Ours**	65.6%

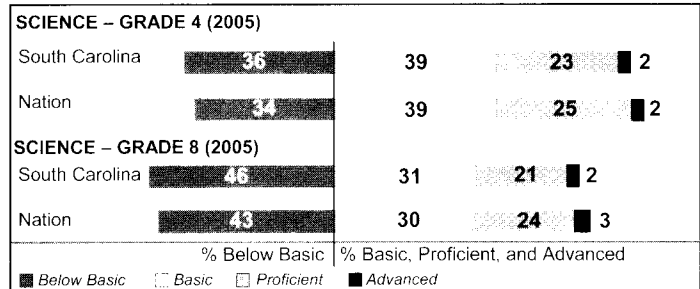

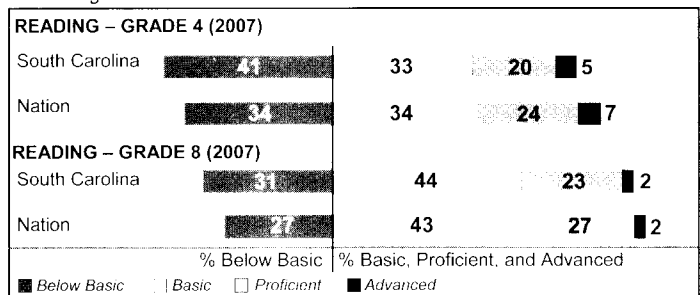
On-Time Graduation Rate (%)

District	74.4%
Districts with Students Like Ours**	77.0%

** Districts with Students Like Ours are districts with Poverty Indices of no more than 5% above or below the index for this district.

NAEP*

* Performance reported for SC and nation, data not available at school level. Percentages at NAEP Achievement Levels.



SC PERFORMANCE GOAL

2010 Goal:

By 2010, SC's student achievement will be ranked in the top half of the states nationally. To achieve this goal, we must become one of the fastest improving systems in the country.

2020 Goal: TBD

Abbreviations Key

N/A Not Applicable N/AV Not Available N/C Not Collected N/R Not Reported I/S Insufficient Sample TBD To be determined
 NI Newly Identified CDI Continuing District Improvement CA Corrective Action RP Plan to Restructure R Restructure DELAY District Improvement Status HOLD District Improvement Status

Horry School District

DISTRICT PROFILE

	Our District	Change from Last Year	Districts with Students Like Ours	Median District
Students (n=37,199)				
Retention rate	2.5%	Up from 2.3%	3.1%	4.0%
Attendance rate	96.0%	Down from 96.3%	95.6%	95.6%
Eligible for gifted and talented	21.6%	Down from 22.3%	14.9%	11.4%
With disabilities other than speech	13.1%	Up from 11.7%	10.8%	10.5%
Out-of-school suspensions or expulsions for violent &/or criminal offenses	2.0%	Down from 2.7%	0.8%	0.8%
Enrolled in AP/IB programs	13.4%	Down from 16.0%	14.8%	10.3%
Successful on AP/IB exams	N/A	N/A	58.7%	56.0%
Eligible for LIFE Scholarship	31.1%	Down from 34.2%	32.8%	31.1%
Enrolled in adult education GED or diploma programs	161	Down from 184	108	48
Completions in adult education GED or diploma programs	141	Down from 175	47	27
Annual dropout rate	4.4%	Up from 2.6%	4.0%	3.8%
Teachers (n=2560)				
Teachers with advanced degrees	51.3%	Up from 49.8%	56.7%	54.8%
Continuing contract teachers	73.0%	Down from 74.9%	77.8%	73.9%
Teachers with emergency or provisional certificates	3.6%	Down from 3.7%	3.1%	5.0%
Teachers returning from previous year	91.6%	Up from 91.2%	90.9%	88.8%
Teacher attendance rate	94.6%	Down from 95.7%	95.1%	94.9%
Average teacher salary	\$47,466	Up 2.1%	\$45,559	\$45,107
Vacancies for more than nine weeks	0.5%	Down from 0.8%	0.4%	0.5%
Classes not taught by highly qualified teachers	2.9%	Down from 4.6%	1.1%	2.5%
District				
Superintendent's years at district	0.0	Down from 1.0	5.0	3.0
Student-teacher ratio in core subjects	21.8 to 1	Down from 22.7 to 1	20.4 to 1	20.2 to 1
Prime instructional time	89.0%	Down from 90.8%	89.1%	89.1%
Dollars spent per pupil*	\$8,830	Up 5.5%	\$8,678	\$8,666
Percent of expenditures for teacher salaries*	56.7%	Down from 57.7%	54.3%	53.1%
Percent of expenditures for instruction*	60.7%	Down from 61.2%	57.3%	56.5%
Opportunities in the arts	Excellent	No Change	Excellent	Excellent
Number of schools	48	Up from 47	14	9
Portable classrooms	6.6%	Down from 12.3%	5.5%	4.3%
Average age in years of school facilities	13 Years	Down from 14 Years	26 Years	26 Years
Number of schools with SACS accreditation	47.0	Up from 46.0	14.0	8.0
Average administrator salary	\$81,501	Up 4.2%	\$75,974	\$76,032
Number of charter schools	1	No Change	0	0
% of AYP objectives met	81.1%		73.0%	69.7%

CHARTER SCHOOLS IN DISTRICT

School Name	Absolute Rating	Growth Rating	Adequate Yearly Progress
Bridgewater Academy Charter (ELEM.)	Average	At-Risk	Not Met
Bridgewater Academy Charter (MIDDLE)	Below Average	Below Average	Not Met

REPORT OF SUPERINTENDENT

The Horry County School District and its schools show continued academic improvement while accountability standards keep climbing.

The SC Education Oversight Committees recognized 12 district schools for significantly improving the performance of low achieving students. Ten schools received state honors as Palmetto Gold and Palmetto Silver award winners for academic improvement on the Palmetto Achievement Challenge Test. Myrtle Beach Elementary School and Kingston Elementary School were two of six schools in the state to be recognized for superior student achievement as a part of the Title I Distinguished Schools Recognition Program. Homewood Elementary School was named a Red Carpet School for exemplary customer service.

Also, our graduating class of 2008 collectively earned more than \$40 million in scholarships. Of the 1,790 graduates, more than 80 percent planned to continue their education at either a four-year or two-year post secondary school. Loris High School and Myrtle Beach High School were two of 15 high schools in South Carolina to be ranked among "America's Best High Schools" by U.S. News & World Report. For the third year in a row, Socastee High School was listed among "America's Top Five Percent of High Schools" according to Newsweek magazine.

Multiple renovations and addition projects are in the works to complete our \$240 million building program, which was begun in 2005. As our enrollment increases at a rate of nearly 1,000 students each year, we are charting future growth and looking at ways to maximize current buildings to make sure that our students have the facilities they need to support educational expectations.

It has been a privilege to serve the children and communities of Horry County as the Acting Superintendent for the last two years, and I look forward to remaining in service to you and in support of our new superintendent, Dr. Cindy Elsberry. It will take all of us working tirelessly together to give our students the best educational experience possible so that we can advance Horry County Schools toward becoming one of the highest performing school districts in the nation.

Dr. Bobby Nalley, Acting Superintendent, 2007-08

Comprehensive detail, including definitions of rating, performance criteria, and explanations of status, is available on www.ed.sc.gov and www.eoc.sc.gov as well as school and school district websites.

Printed versions are available from school districts upon request.

Abbreviations Key

N/A Not Applicable N/AV Not Available N/C Not Collected N/R Not Reported I/S Insufficient Sample TBD To be determined

NI Newly Identified CDI Continuing District Improvement CA Corrective Action RP Plan to Restructure R Restructure DELAY District Improvement Status HOLD District Improvement Status